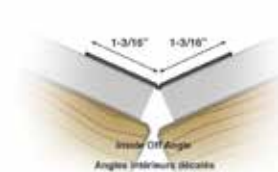
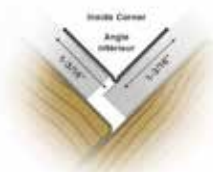
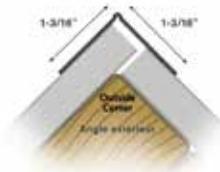




STRAIT-FLEX® ORIGINAL DRYWALL INSIDE AND OUTSIDE CORNER FLEX TAPE

DATA SHEET



DESCRIPTION

- Measures 60 mm (2-3/8") wide
- Slotted edges ensure a superior bond and eliminates edge cracks
- Second coat of compound can be applied immediately - very light skim coat to finish
- Made from PVC material that will not fuzz-up during finishing
- Designed for inside and outside 90° corners and off angles
- Measurements printed in Metric and Imperial
- Printed center line for easy alignment

ADVANTAGES

- Twice as fast and uses half the compound of conventional corner beads
- Resists dents, paint chipping, shrinkage and common cracking problems
- Installs using common compounds - No special tools or fasteners needed
- Cuts easily with knife or scissors
- No cracks - No callbacks
- Rustproof

LIMITATIONS

- Not for use with solvents or solvent-based paints that could degrade the adhesive
- Maintain 13 °C (55 °F) minimum temperature within the building during and after installation

PACKAGING

- Available in 100 ft (SO-100C) rolls
- 12 rolls per case

INSTALLATION

Cut Strait-Flex® Original Tape to desired length. Fold in half at center crease with print together. For inside corner, the print faces out. For outside corners, the print faces the wall. To ensure the Strait-Flex Original Tape lays flat on the wall, fold less than angle for inside corners; and for outside corners more than the angle. Using a 5" or 6" taping knife, apply a liberal coat of all-purpose joint compound to corner. Press Strait-Flex Original Tape into wet compound. Adjust if necessary to create a straight line. Wipe down with knife with additional pressure to the outer edge of Strait-Flex Original Tape. Immediately apply light skim coat of joint compound and let dry. Apply final coat, let dry and sand

WARRANTY

When applied to a sound structure using recommended application instructions, this product is backed by Strait-Flex Limited Warranty against edge cracks or flange deformations. Strait-Flex products withstand reasonable forces that cause edge cracking and flange deformation. Warranty does not apply to impacts. Refer to Strait-Flex Limited Warranty for complete warranty details.

STORAGE

Store in a dry place protected from moisture.

PRODUCT INFORMATION

See cgcinc.com for the most up-to-date product information.

NOTE

Products described here may not be available in all geographic markets. Consult your CGC sales office or representative for information.

TRADEMARKS

The trademarks CGC, STRAIT-FLEX, THE CGC LOGO, and related marks are trademarks of USG Corporation or its subsidiaries or its affiliates.

NOTICE

We shall not be liable for incidental and consequential damages, directly or indirectly sus-

tained, nor for any loss caused by application of these goods not in accordance with current printed instructions or for other than the intended use. Our liability is expressly limited to replacement of defective goods. Any claim shall be deemed waived unless made in writing to us within thirty (30) days from date it was or

reasonably should have been discovered.

SAFETY FIRST!

Follow good safety/industrial hygiene practices during installation. Wear appropriate personal protective equipment. Read MSDS and literature before specification and installation.

