


PAPER-FACED METAL BEAD



MONTREAL · TORONTO · CALGARY · EDMONTON · VANCOUVER




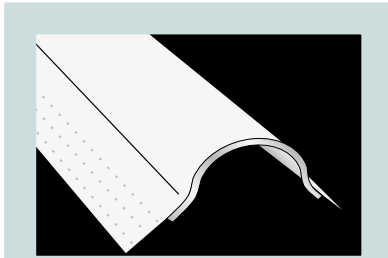


PLATINUM PAPER-FACED METAL DRYWALL BEADS AND TRIMS are made with a unique, high quality paper laminated to various metal forms. The metal provides maximum strength and protection for the corner, while the paper provides reinforcement to prevent cracking caused by the movement or shrinkage of framing members. The result is a clean, precise corner that is long lasting, provides superior resistance to edge cracking, rust resistance and is not subject to fastener popping.

BULLNOSE TAPE-ON CORNERS


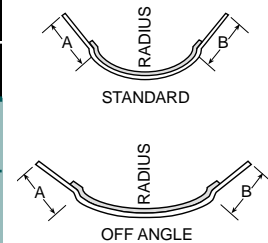
PLATINUM BULLNOSE TAPE-ON TRIMS creates a smooth rounded corner giving a sense of openness and contemporary style to any room.

PLATINUM BULLNOSE TAPE-ON TRIMS are suitable for both 1/2" & 5/8" wallboard and are quickly and easily installed using joint compound, leaving a crack resistant corner that is not subject to fastener popping. Available in outside/inside 90° and outside 135° off angle corners.



BULLNOSE TAPE-ON OUTSIDE CORNER


TYPE	DIMENSIONS		
	A	RADIUS	B
G1-B OUTSIDE STANDARD	7/8"	3/4"	7/8"
G1-BO OUTSIDE OFF ANGLE	1"	3/4"	1"



BULLNOSE TAPE-ON INSIDE CORNER

TYPE	DIMENSIONS		
	A	RADIUS	B
G2-B INSIDE STANDARD	7/8"	3/4"	7/8"






SQUARE NOSE TAPE-ON TRIMS


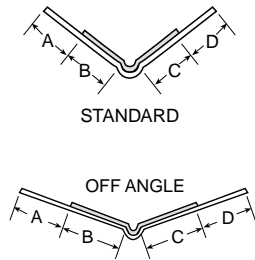
PLATINUM SQUARE NOSE TAPE-ON TRIMS create a clean and precise square corner. The traditional styling of these corners provide sharp lines which give architectural details such as paint transitions and step bulkheads a more dramatic look.

PLATINUM SQUARE NOSE TAPE-ON TRIMS offer a wide selection of profiles for use on 90° outside/inside and 135° off angle outside/inside corners to accommodate any thickness of wallboard. PLATINUM SQUARE NOSE TAPE ON TRIMS can be quickly and easily installed using joint compound, leaving a crack resistant corner that is not subject to fastener popping.

TAPE-ON OUTSIDE CORNERS

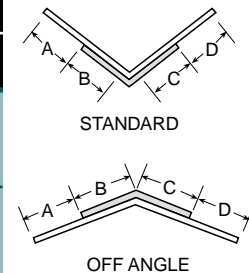


TYPE	DIMENSIONS			
	A	B	C	D
G1-W STANDARD	7/8"	1/2"	3/4"	7/8"
G1-U WIDE EQUAL LEG	3/4"	3/4"	3/4"	3/4"
G1-XW EXTRA WIDE	3/4"	5/8"	7/8"	3/4"
G1-XU EXTRA WIDE EQUAL LEG	5/8"	7/8"	7/8"	5/8"
G1-SU SUPER WIDE EQUAL LEG	5/8"	1 1/8"	1 1/8"	5/8"
G1-O OFF ANGLE	5/8"	3/4"	1/2"	5/8"



TAPE-ON INSIDE CORNERS

TYPE	DIMENSIONS			
	A	B	C	D
G2 STANDARD	5/8"	3/8"	3/8"	5/8"
G2-O OFF ANGLE	5/8"	3/4"	3/4"	5/8"



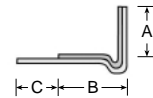


TAPE ON L-TRIMS, REVEALS & J-TRIMS

PLATINUM TAPE ON L-TRIMS, REVEALS & J-TRIMS are used to finish rough edges of wallboard where it abuts other building components such as suspended ceilings, beams, masonry or concrete walls, untrimmed door and window jambs and bi-fold door openings. All of these trims can be quickly and easily installed using joint compound, so backing is not required, leaving a crack resistant finish that is not subject to fastener popping. Available in a wide variety of sizes for most applications.

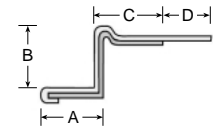
L-TRIM

TYPE	DIMENSIONS		
	A	B	C
G4 3/8"	7/16"	1 1/16"	1 1/4"
G4 1/2"	9/16"	15/16"	1 1/4"
G4 5/8"	11/16"	1 1/16"	1"
G4 3/4"	13/16"	15/16"	1"
G4 1"	1 1/16"	1 3/16"	7/8"
G4 1 1/8"	1 3/16"	1 1/16"	7/8"
G4 1 1/4"	1 5/16"	15/16"	7/8"




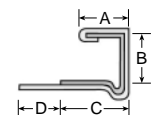
REVEAL

TYPE	DIMENSIONS			
	A	B	C	D
GR 1/2" x 1/2"	1/2"	1/2"	1 3/16"	7/8"
GR 1/2" x 5/8"	1/2"	5/8"	1 1/16"	7/8"
GR 5/8" x 5/8"	5/8"	5/8"	15/16"	7/8"
GR 5/8" x 1/2"	5/8"	1/2"	1 1/16"	7/8"



J-TRIM


TYPE	DIMENSIONS			
	A	B	C	D
G5 1/2"	1/2"	1/2"	1"	3/4"
G5 5/8"	1/2"	5/8"	1"	3/4"



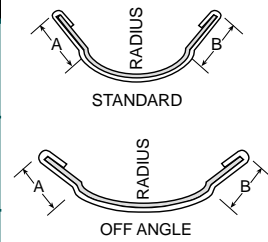


BULLNOSE NAIL ON CORNERS

PLATINUM BULLNOSE NAIL ON CORNERS create a smooth rounded corner and a sense of openness and contemporary style to any room. PLATINUM BULLNOSE NAIL ON TRIMS are quickly and easily installed on wood framed 1/2" and 5/8" wallboard partitions using nails, staples or screws. Available in 5/8" & 7/8" flange outside 90° and outside 135° off angle corners.




TYPE	DIMENSIONS		
	A	RADIUS	B
G1-BN STANDARD OUTSIDE	5/8"	3/4"	5/8"
G1-BNXW WIDE FLANGE OUTSIDE	7/8"	3/4"	7/8"
G1-BNO OUTSIDE OFF ANGLE	5/8"	3/4"	5/8"
G1-BNXO WIDE FLANGE OUTSIDE OFF ANGLE	7/8"	3/4"	7/8"

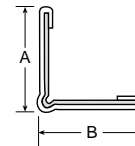


SQUARE NOSE NAIL ON CORNERS

PLATINUM SQUARE NOSE NAIL ON TRIMS create a clean and precise square outside 90° corner. Square nose nail on trims are quickly and easily installed on wood framed 1/2" and 5/8" wallboard partitions using nails, staples or screws.



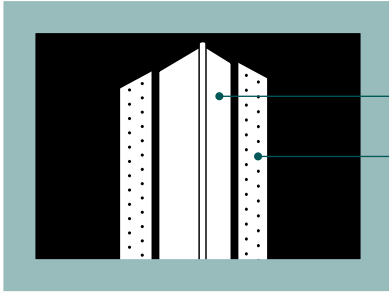
TYPE	DIMENSIONS	
	A	B
G1-UB"	1 1/4"	1 1/4"



All PLATINUM nail on trims are manufactured with 1/4" wrap around paper edges.



PLATINUM PAPER-FACED DRYWALL TRIMS



FEATURES

Strong paper tape provides reinforcement to prevent cracking caused by movement or shrinkage of framing.

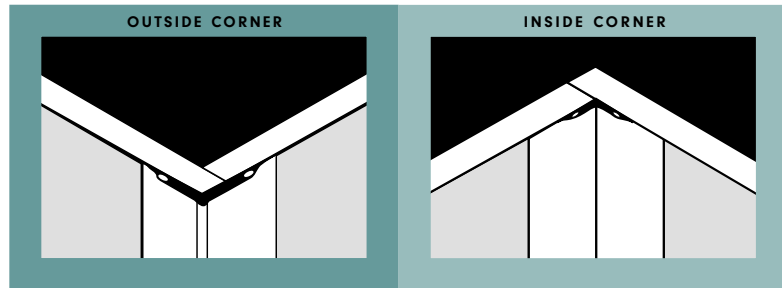
Galvanized metal provides maximum strength and protection for corners and increased rust resistance.

Quickly installed without fasteners by embedding into standard drywall joint compound.

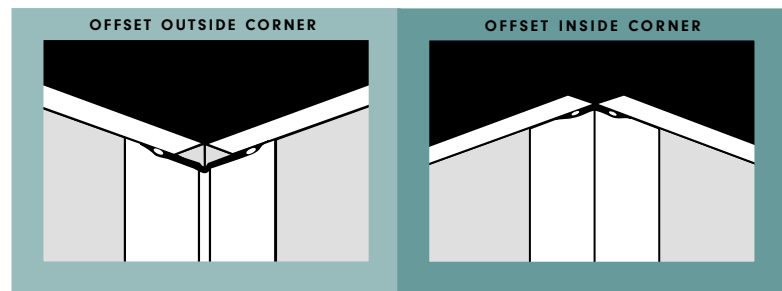
The result is a clean, precise corner that is long-lasting and not subject to fastener popping.

APPLICATIONS

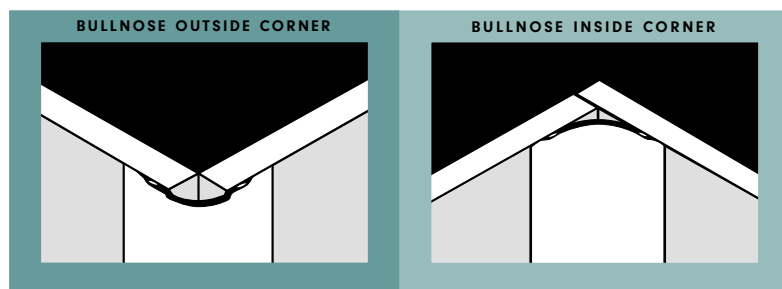
Standard Outside and Inside Corners for most square corner applications.



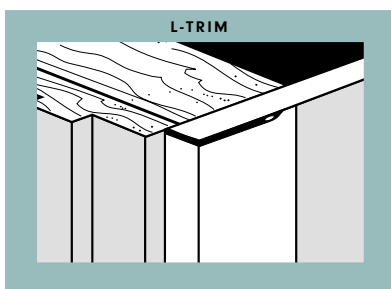
Offset Outside and Inside Trims designed for 135° corners.



Bullnose Corners add contemporary styling to wallboard partitions.

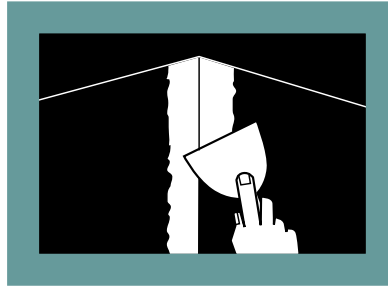


L-Trim is used to trim wallboard where it abuts with untrimmed door and window jambs, suspended ceilings, beams and plaster, masonry or concrete walls.

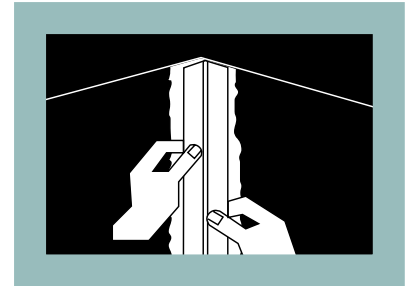




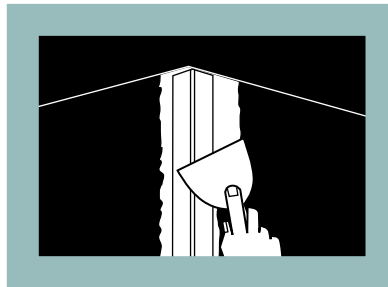
EASY TO INSTALL



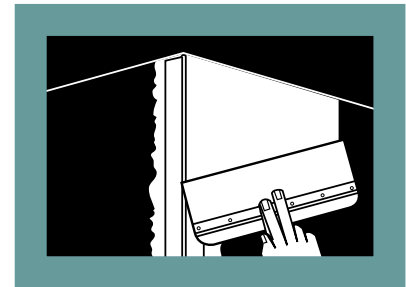
OUTSIDE CORNERS Apply a band of joint compound 100mm (4") wide and 6mm (1/4") thick to each side of the corner.



Cut corner bead to length required and position over the joint compound allow 1/2" at bottom for expansion and contraction of framing members.



Embed the corner bead firmly into the compound. Using a small finishing knife, wipe the excess compound from under the paper to eliminate all air bubbles. Allow to dry. (Be careful not to remove all compound)



Using a large finishing knife, apply compound in a band about 200mm (8") wide from the nose of the bead beyond the paper edge.

Level compound by drawing the knife along the bead with one edge of the blade riding on the nose of the bead and the other on the surface of the board. Repeat for the other side of corner bead. Allow to dry.

Apply second coat once previous coat is dry. Feather the edges of each coat about 50mm (2") beyond the preceding coat.

INSIDE CORNERS

Inside corners are installed similarly to outside corners except usually only one cover coat is required. An inside corner tool can be used to apply and smooth the compound if desired.

L-TRIM

L-Trim is installed similar to outside corners except only one side is finished.

BULLNOSE CORNERS

Bullnose corners are installed similar to square corners with exception to the drywall edges not to exceed the corner of the framing substraight. As per diagram on pg. 6.



PLATINUM TAPE-ON DRYWALL TRIMS


- Platinum's paper is impervious to scuffing, fluffing and damages caused by sanding and drywall knives.
- The paper flanges create reinforcement against cracking caused by movement and shrinkage of framing members.
- Platinum tape-on trims are easily installed using joint compound so nail popping is not a problem.
- Paper-face provides superb chip resistance due to excellent compound, texture, and paint adhesion.
- Paper-face greatly reduces photographing and flash through on bullnose assemblies.
- Galvanized coated steel provides exceptional resistance against corrosion, while the high quality chemistry provides maximum strength.
- Easy to adjust during application to ensure a clean, precise corner that is long lasting.
- Uses very little compound in comparison to some assemblies.
- Available in a wide variety of widths and profiles to suit most any wallboard application.
- Meet or exceed specifications layed out in ASTM C1047



Platinum is a series of Goldline®



DRYWALL TRIMS



Patents UNITED STATES #5,613,335 & 5,836,122 / CANADA 2,212,854
NEW ZEALAND 302378 / AUSTRALIA 695482 / GREAT BRITAIN 2,316,104
OTHER PATENTS PENDING

BAILEY METAL PRODUCTS LIMITED

MONTREAL
LES PRODUITS METALLIQUES BAILEY LITEE
5890 Avenue Andover
Ville Mont-Royal QC H4T 1H4
Tel: (514) 735 3455
(800) 263 3455
Fax: (514) 735 5052

TORONTO
One Caldari Road
Concord ON L4K 3Z9
Tel: (905) 738 6738
(800) 668 2154
Fax: (905) 738 5712

CALGARY
2515 Centre Avenue S.E.
Calgary AB T2A 2L1
Tel: (403) 248 3536
(800) 665 2013
Fax: (403) 248 0288

EDMONTON
5710 Roper Road N.W., Suite 101
Edmonton AB T6B 3G7
Tel: (780) 462 5757
(800) 563 1751
Fax: (780) 465 3791

VANCOUVER
7715 Anvil Way
Surrey BC V3W 6A2
Tel: (604) 590 5100
(800) 818 2666
Fax: (604) 599 5371

sales@bmp-group.com · www.bmp-group.com